



Government  
Office for  
**Science**

# Key Issues in Agricultural Science

**Professor John Beddington**

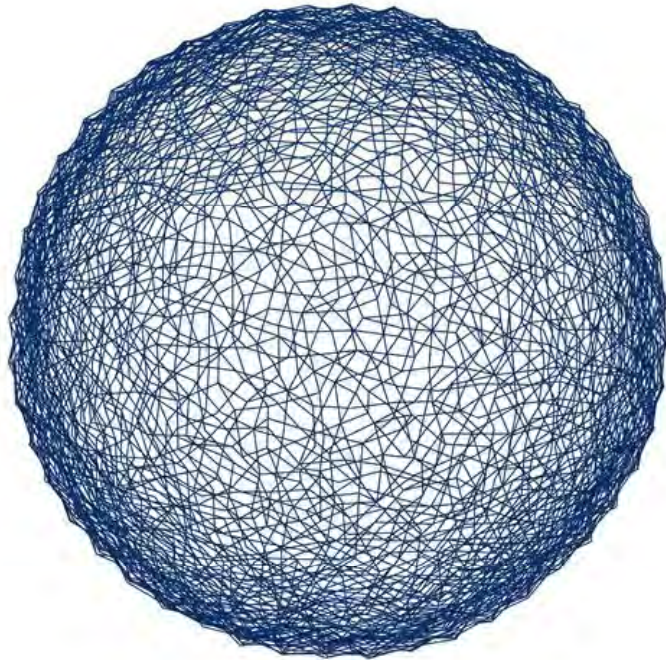
Chief Scientific Adviser to HM Government and  
Head of the Government Office for Science

5 January 2010  
The Frank Parkinson Lecture  
Oxford Farming Conference



Government  
Office for  
**Science**

# Post Copenhagen?



COP15  
**COPENHAGEN**  
UN CLIMATE CHANGE CONFERENCE 2009

The Copenhagen Accord provided a commitment to hold the increase in global temperatures below 2°C, but key questions remain:

- What is the role of farming practices in mitigation and adaptation?
- How can science and engineering support the farming industry?
- What are the key research needs to fill the technology gaps?

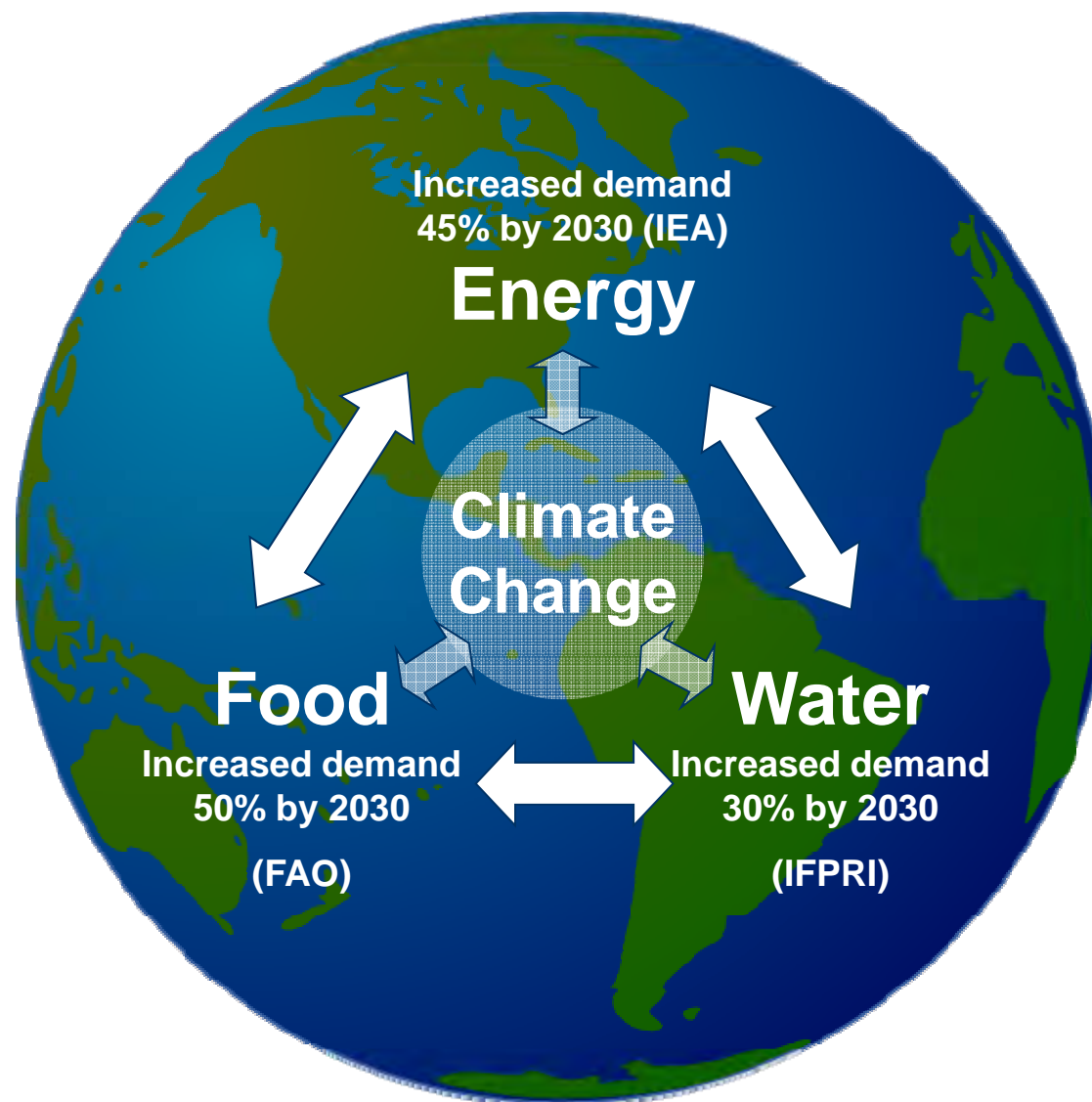


Government  
Office for

**Science**

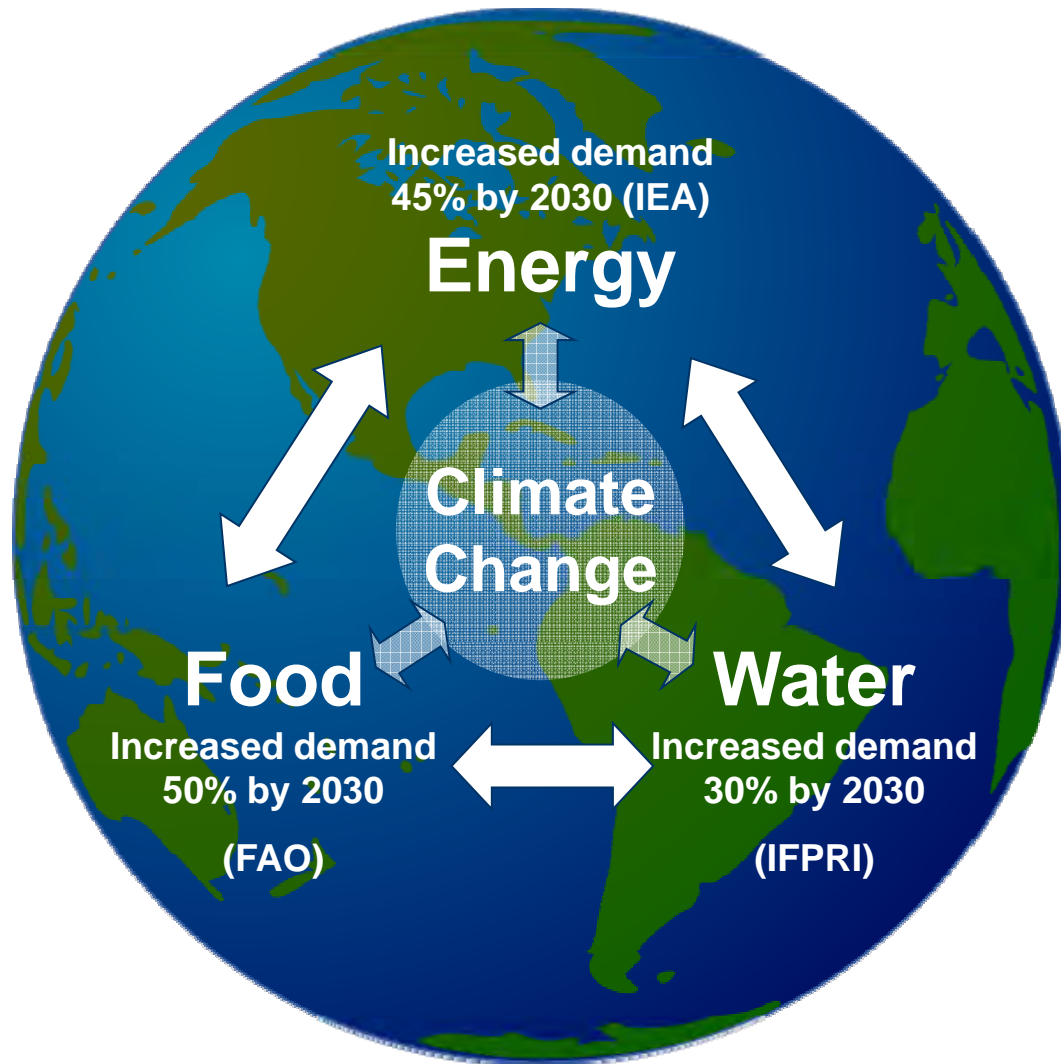
# Climate change is only part of a *Perfect Storm* of global events

1. Increasing population
2. Increasing levels of urbanisation
3. The rightful goal to alleviate poverty
4. Climate Change





## Key questions



1. Can 9 billion people be fed equitably, healthily and sustainably?
2. Can we cope with the future demands on water?
3. Can we provide enough energy to supply the growing population coming out of poverty?
4. Can we do this whilst mitigating and adapting to climate change?
5. How does engineering and science help in preventing and adapting to this **perfect storm** scenario?



# Impacts of global temperature rise

+2°

## PROBLEMATIC

- 1 - 2 billion additional people with water stress
- Impacts on cereal productivity at low latitudes
- Increased coastal flooding and storms
- Greater depth of seasonal permafrost thaw

+4°

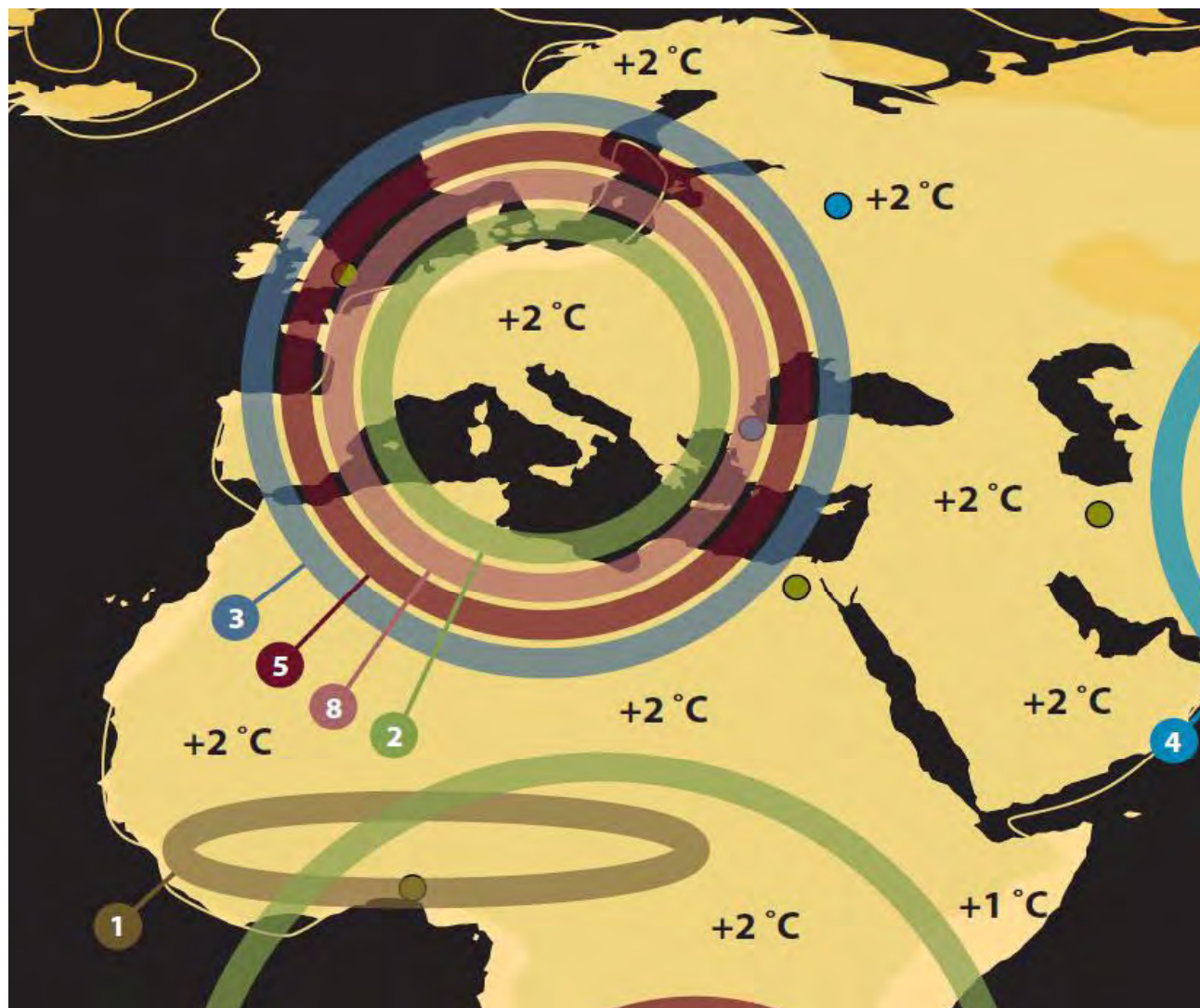
## DISASTROUS

- A 16 °C increase in the Arctic
- 1.1 - 3.2 billion additional people with water stress
- Widespread coral mortality; risk of major extinctions around the globe
- Substantial global impact on major crops
- Long-term prospect of sea level rise





## Europe + 2°C



**2.** Production of some cereal crops may increase (*green ring*)

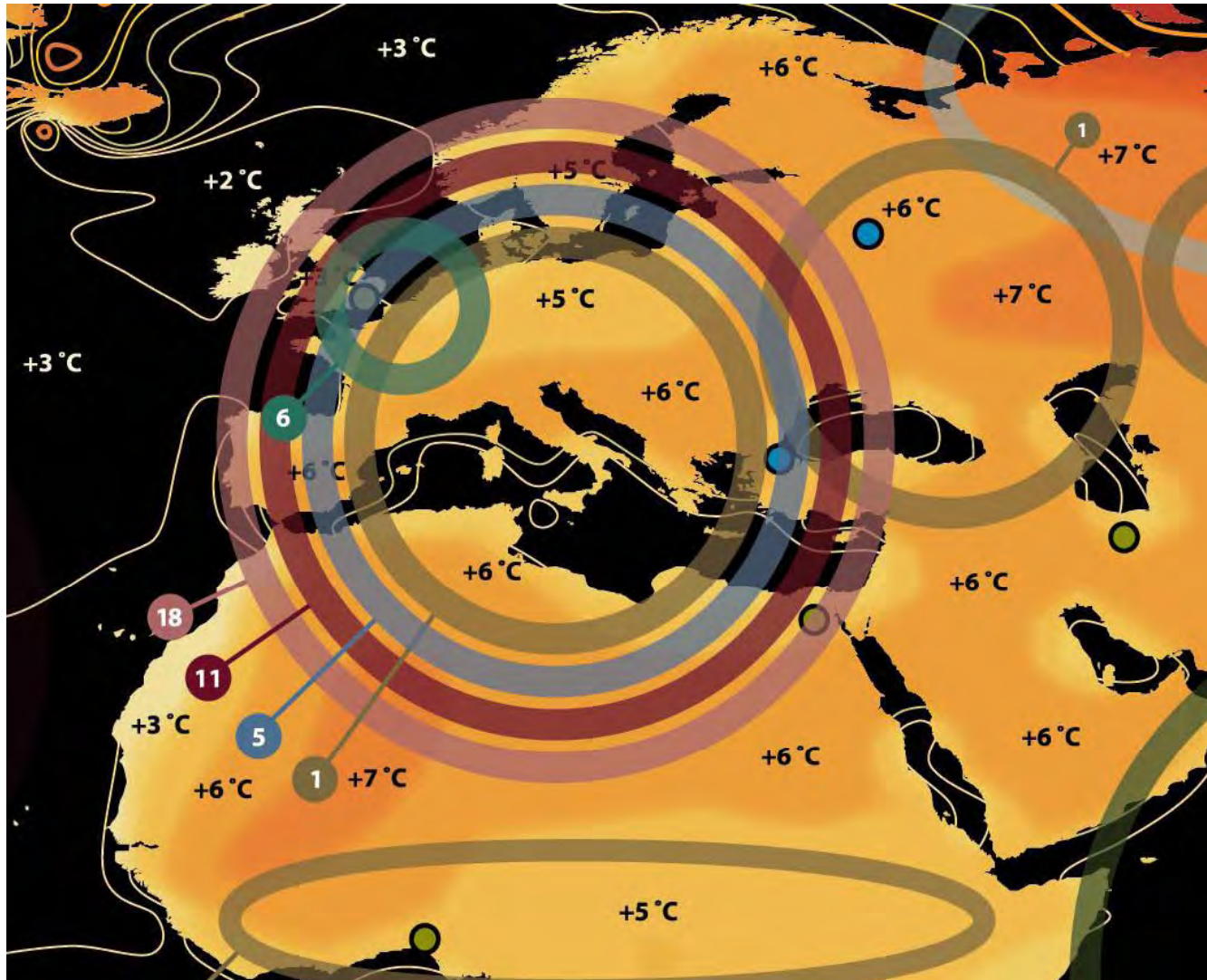
**3.** Changes in rainfall patterns (*blue ring*)

**5.** Drought events one and a half times as frequent (*red ring*)

**8.** Hottest days across Europe could be as much as 6°C warmer (*pink ring*)



# Europe + 4°C



1. High forest-fire danger (*grey ring*)

5. 70% reduction in river and stream flow (*blue ring*)

6. Sea-level rises and storm surges (*green ring*)

11. Drought in Mediterranean basin (*red ring*)

18. Hottest days of the year across Europe up to 8 °C warmer (*pink ring*)

Source: Met Office




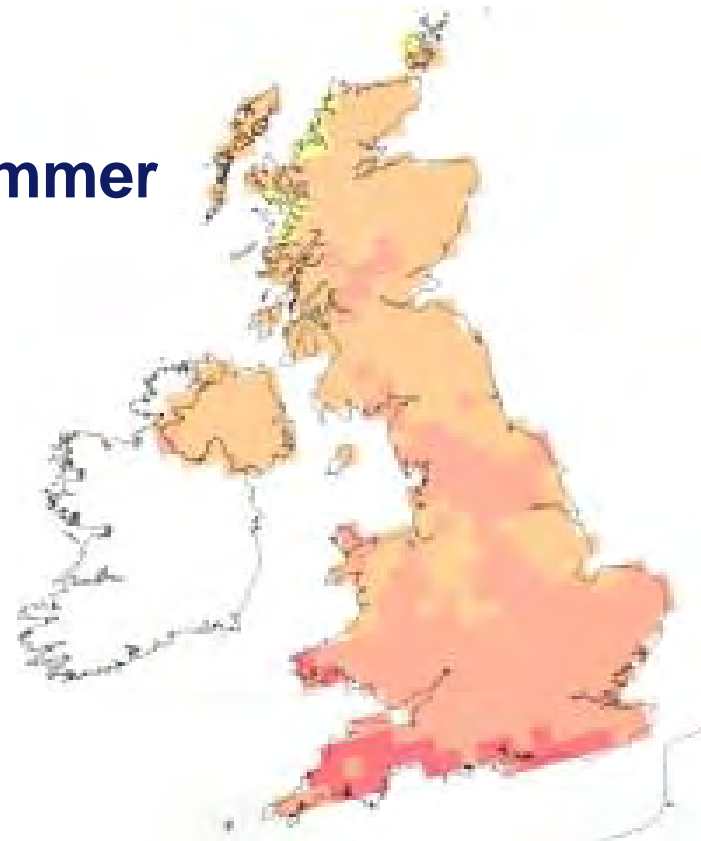
# Climate change effects on the UK

Changes in mean precipitation to 2080, 50% probability estimate

**Winter**



**Summer**



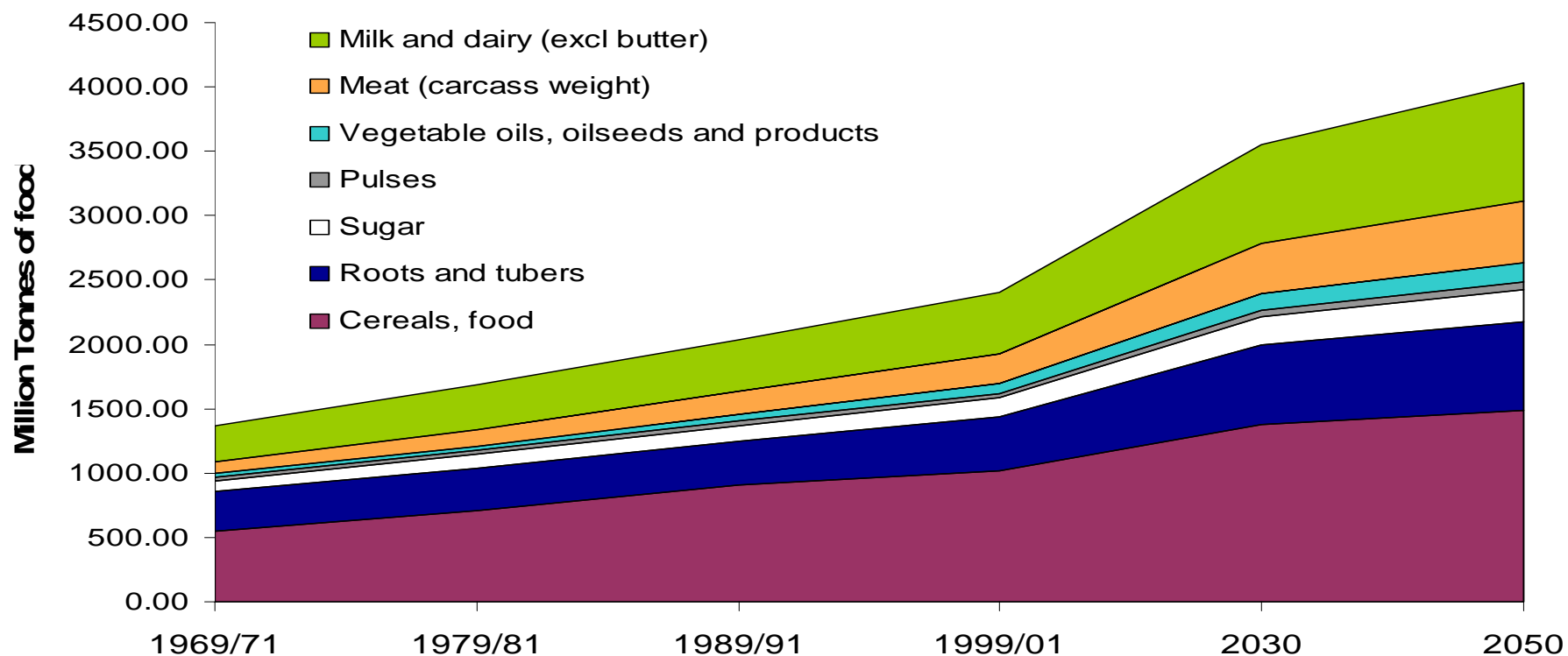
*Source: UKCP09*





# Increased demand for food

## World food requirements



World food production must rise by **50 % by 2030** to meet increasing demand (*Source: UN 2008*)

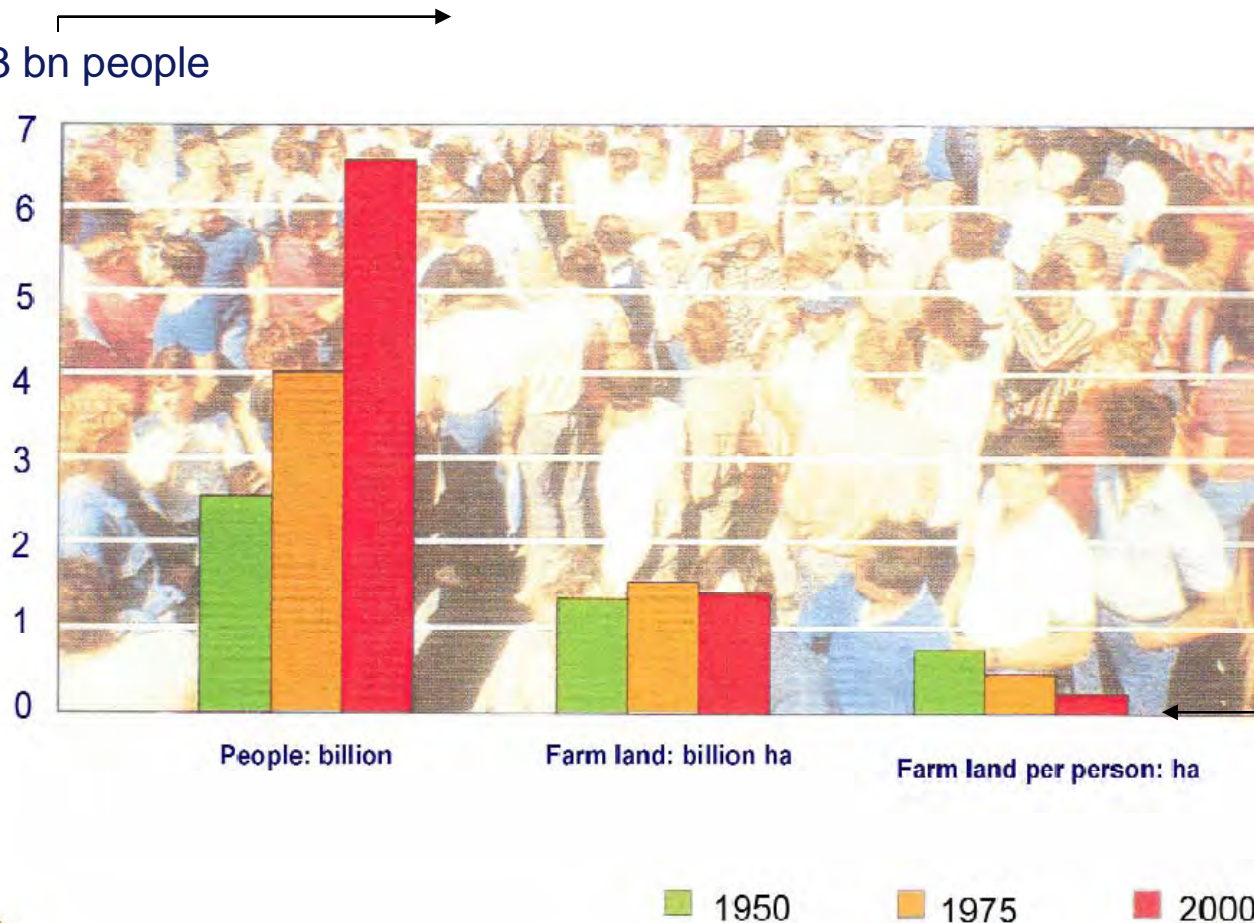
*Source: FAO / UN*



# The problem of land availability

More people means less cultivated land per person for food, feed, (agro)-fuel and fibre production

**2030** – 8.3 bn people



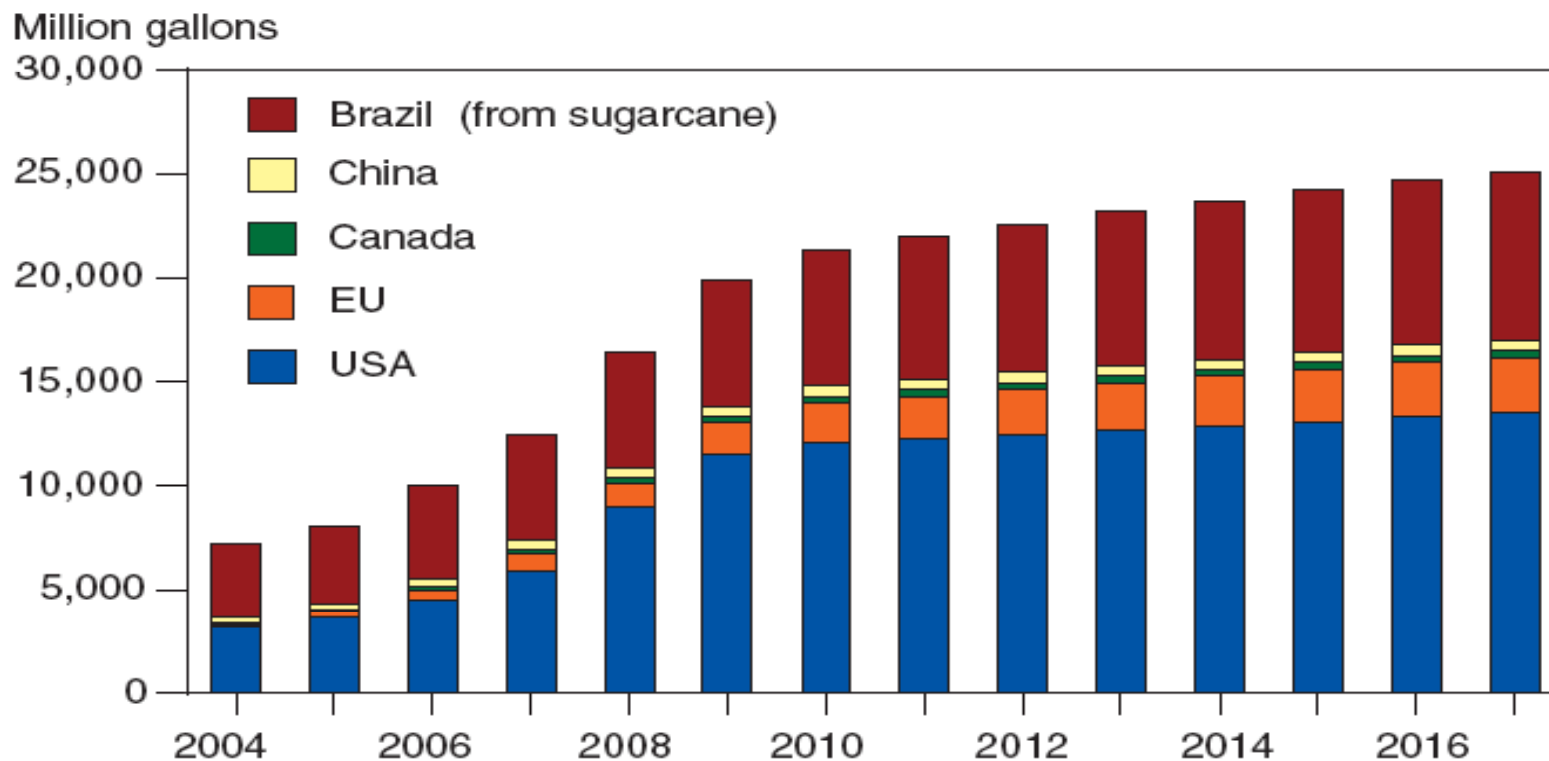
**2030** – even less farmland per person



# Demand for biofuels: potential competition with food?

## Ethanol production

*mostly from grain feedstocks except for Brazil*



*Source: USDA Agricultural Projections to 2017*



Government  
Office for  
**Science**


# The challenge for agriculture

## Need:

50% more production on  
less *land*, with less *water*,  
using less *energy*, *fertiliser*  
and *pesticide* ...

...by 2030

... whilst not increasing  
*GHG emissions*







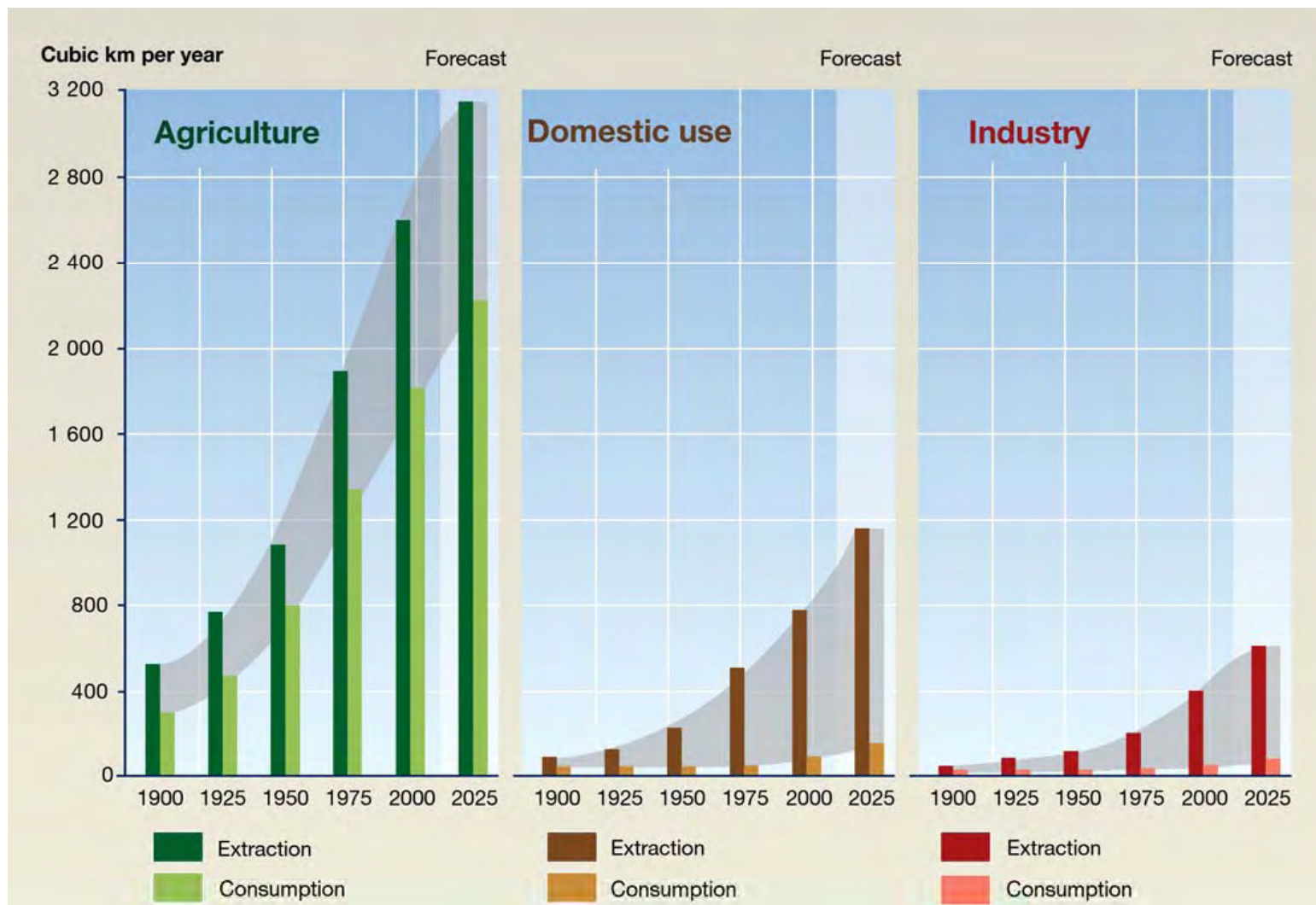
Government  
Office for  
**Science**



# Challenges and opportunities



# The Challenge: Increasing fresh water use



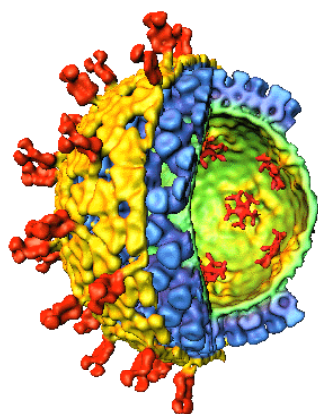
Source: United Nations Environment Programme 2008



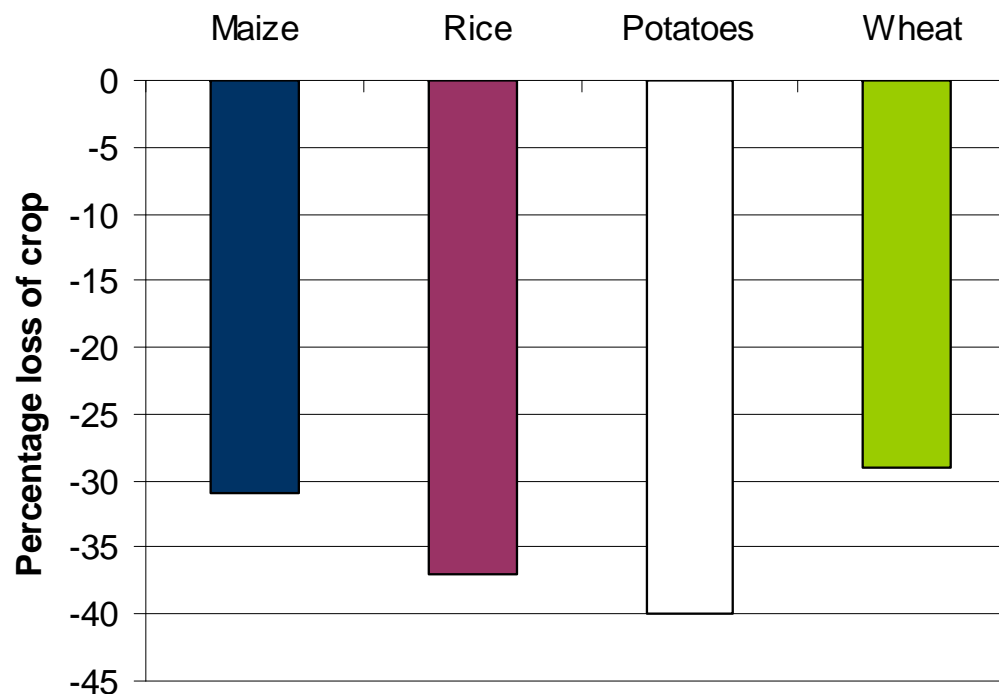
# The Challenge: Diseases in crops and livestock

## Major livestock diseases:

- Avian Influenza
- BSE
- FMD
- Bluetongue
- Bovine TB
- Rabies
- Scrapie



## Current losses due to pests and diseases worldwide

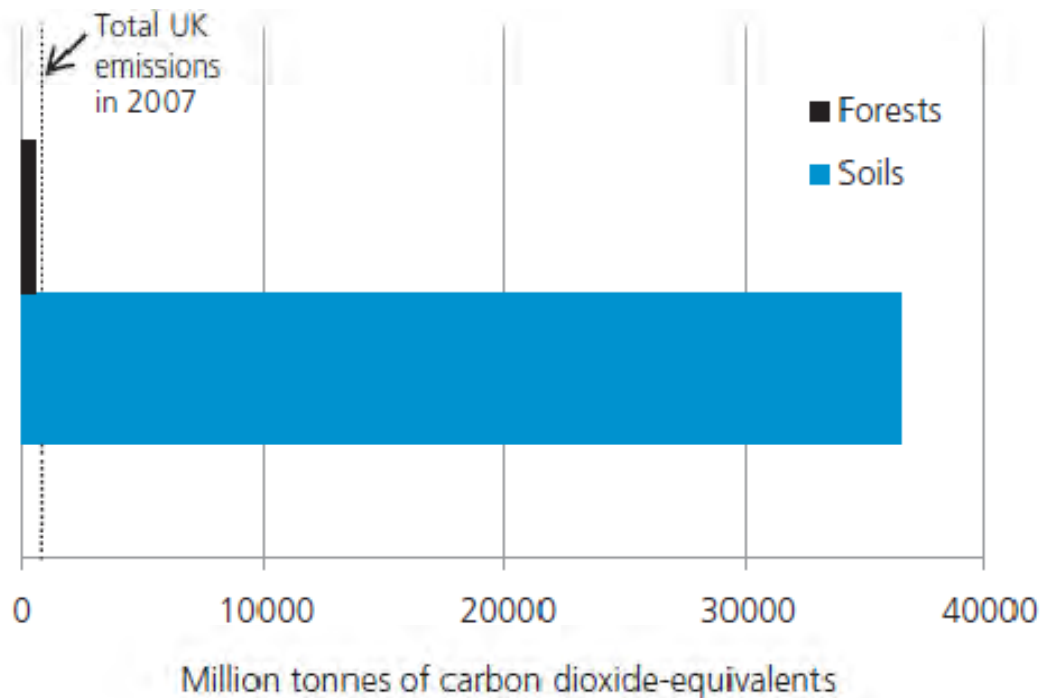


(Oerke, 2006)



# The Challenge: Soil management

## Carbon Dioxide equivalents stored in UK forests and soils



Source: Defra

## Areas potentially at risk from soil erosion



Source: Boardman, J. and Evans, R. (2004). *Soil Erosion in Europe*.





Government  
Office for

**Science**

# Opportunities for science and engineering

- **Improved crop varieties** to increase yields through drought tolerance and pest resistance
- **Smarter and reduced use of fertilisers and pesticides**
- **Non-chemical approaches** to crop protection in the field and to store crops safely
- **Novel methods** to conserve and manage soil
- **Royal Society Report, *Reaping the Benefits*** examines the contribution of biological sciences to food crop production



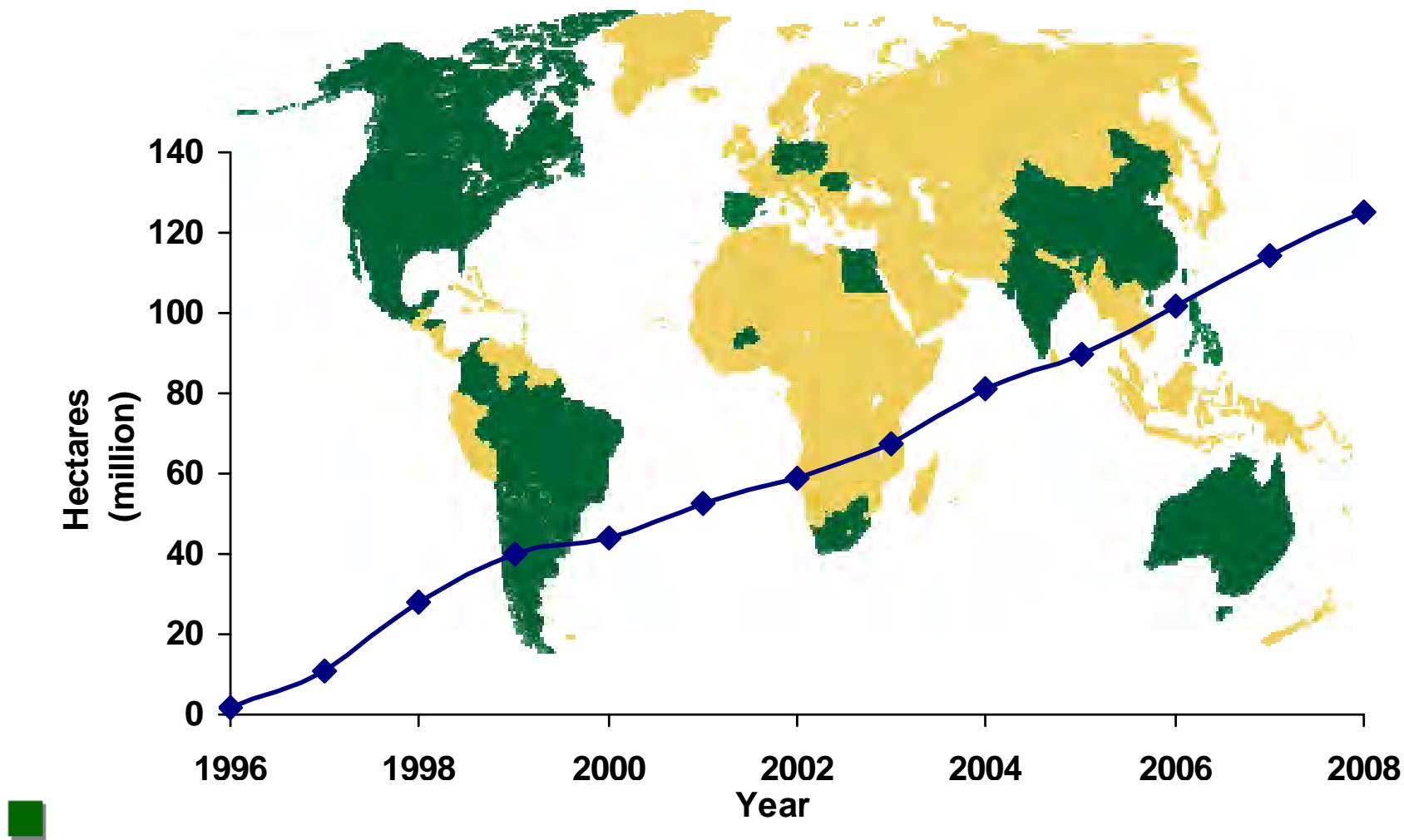
*Plants grow in an oasis next to the desert in Dunhuang, Gansu province*

Techniques and technologies from many disciplines, ranging from **biotechnology** (including plant genomics and genetic modification) and **engineering** to **nanotechnology** will be needed



# The Challenge: Regulation on biotechnology and GM

Global area of biotech crops 1996-2008 (million hectares)



■ 25 countries that have adopted biotech crops

Source: ISAAA, 2008



Government  
Office for

**Science**

## Regulation should be proportionate and evidence based

“All substances are poisons, there is none which is not a poison. The right dose differentiates a poison from a remedy.”

Paracelsus, 1493-1531



**Risk = Hazard x Exposure**



Government  
Office for  
**Science**

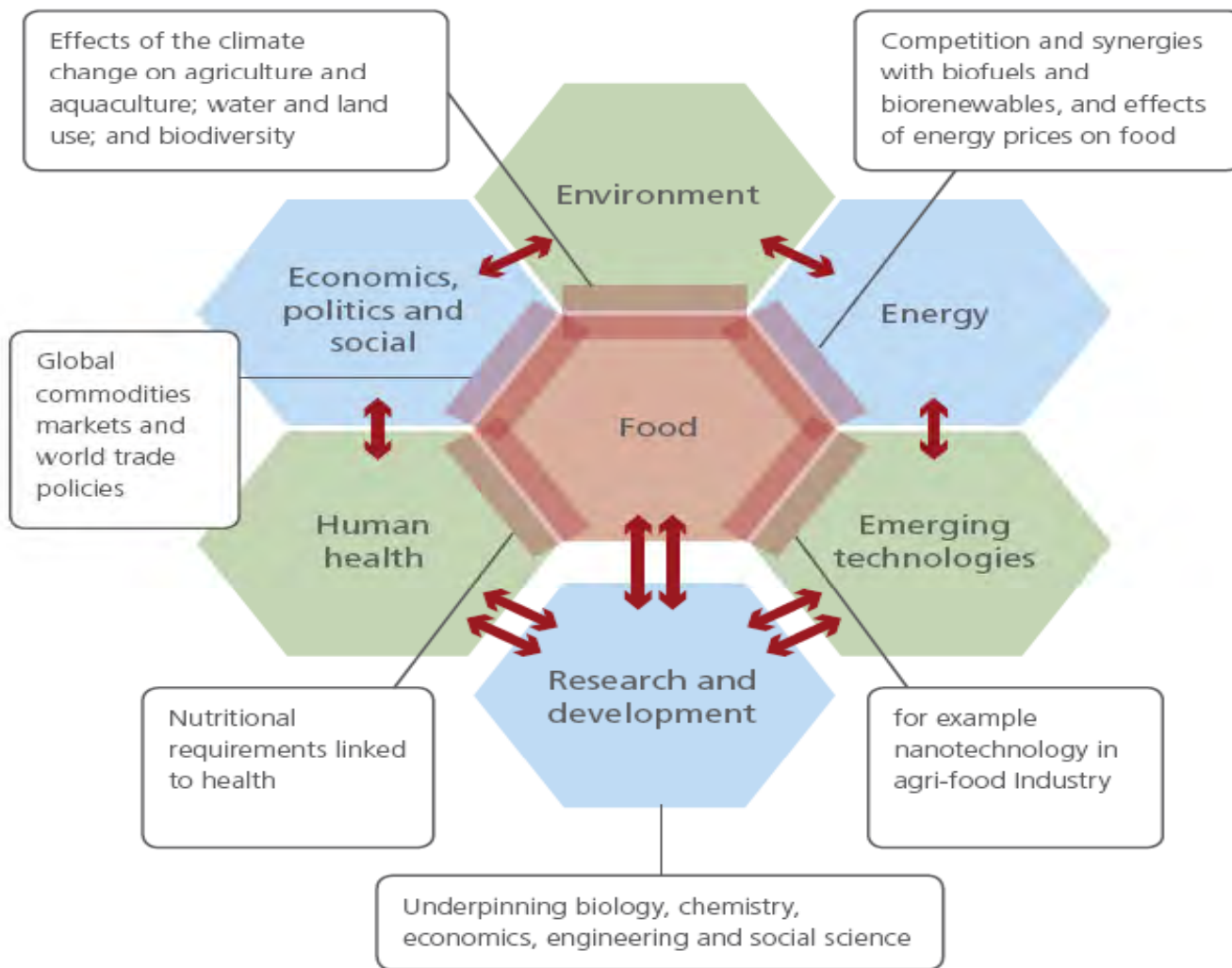


# UK Agricultural Research





# Food research is complex and multi-disciplinary





Government  
Office for  
**Science**

# UK food research needs a co-ordinated strategy

The graphic features the Government Office for Science logo at the top left. Below it are three images: hands holding a seedling, a globe with wheat stalks, and two cows in a field. The central text reads 'UK CROSS-GOVERNMENT FOOD RESEARCH AND INNOVATION STRATEGY'. Below this are three more images: fish, a plate of fresh produce, and a supermarket aisle. At the bottom is a row of logos for various UK government departments and research councils, including defra, DFID BIS, The Scottish Government, BBSRC, MRC, DH, Food Standards Agency, Technology Strategy Board, Research Councils UK, E-S-R-C, and Natural Environment Research Council.

Government Office for  
**Science**

**UK CROSS-GOVERNMENT  
FOOD RESEARCH AND  
INNOVATION  
STRATEGY**

defra  
DFID BIS  
The Scottish Government  
BBSRC  
MRC  
DH  
FOOD STANDARDS AGENCY  
Technology Strategy Board  
RESEARCH COUNCILS UK  
E-S-R-C  
NATURAL ENVIRONMENT RESEARCH COUNCIL

## *Areas of Focus:*

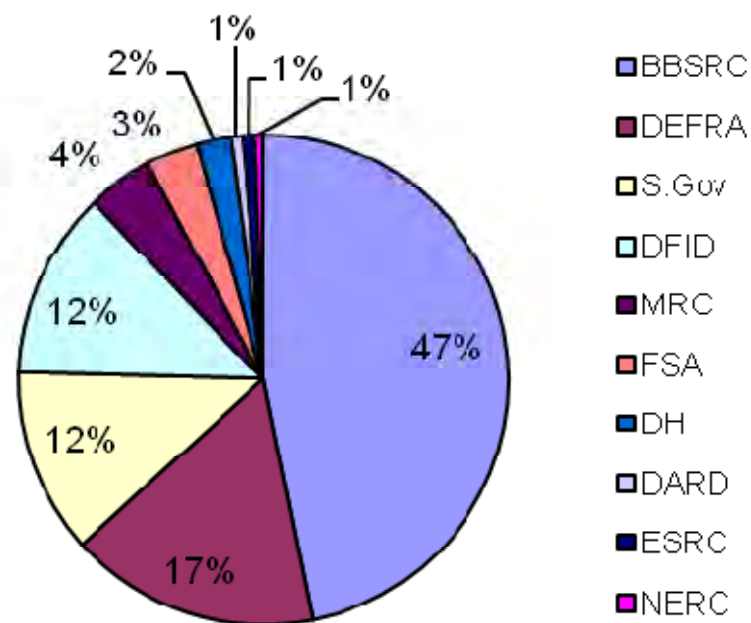
- Presenting a coherent approach
- Promoting co-ordination and collaboration
- Addressing cross-cutting issues (e.g. skills, translation)



## Government food research spend 2008 / 09

**UK is recognised internationally for its research on:**

- Agriculture
- Animal health and welfare
- Aquaculture and fisheries
- Climate change
- Economic and social modelling
- Food safety
- International development



Estimated total spend = **£415m**  
(from £408m in FY07/08)



# Research Skills

## Perceived supply gaps in niche skills base:

- **Crop production** - agronomy, forage crops, plant physiology, pathology and general botany, plant-soil interactions, weed science, entomology/pest biology, chemicals and pesticides, agricultural engineering, post-harvest storage, soil science and conservation, agricultural economics;
- **Livestock production** - ruminant and veterinary microbiologists/pathologists/parasitologists, animal genetics, animal physiology and nutrition;
- **Fish production** – freshwater taxonomists/ecologists; and
- **Environmental science** – soil and water management, wildlife conservation.







# Mitigating GHG emissions

## Areas of Focus:

- *GHG* – new technologies, management systems and evaluation tools to reduce emissions;
- *Waste* – prevention, re-use and disposal of agricultural waste; and post-harvest technology;
- *Energy* – off-farm generation of electricity from renewable agricultural sources; harnessing renewable energy and reduce overall energy consumption on farm;
- *Water* – sustainable water management strategies; reduction in water usage; evaluation of water footprint on farm; and
- *Nutrients* – use of fertiliser (organic and inorganic) and other chemical inputs.

For example, % change in emissions per tonne product through genetic improvement (1988-07)

	CH <sub>4</sub>	NH <sub>3</sub>	N <sub>2</sub> O	GWP <sub>100</sub>
<b>Layers</b>	-30	-36	-29	-25
<b>Broilers</b>	-20	10	-23	-23
<b>Pigs</b>	-17	-18	-14	-15
<b>Dairy</b>	-25	-17	-30	-16
<b>Beef</b>	0	0	0	0
<b>Sheep</b>	-1	0	0	-1

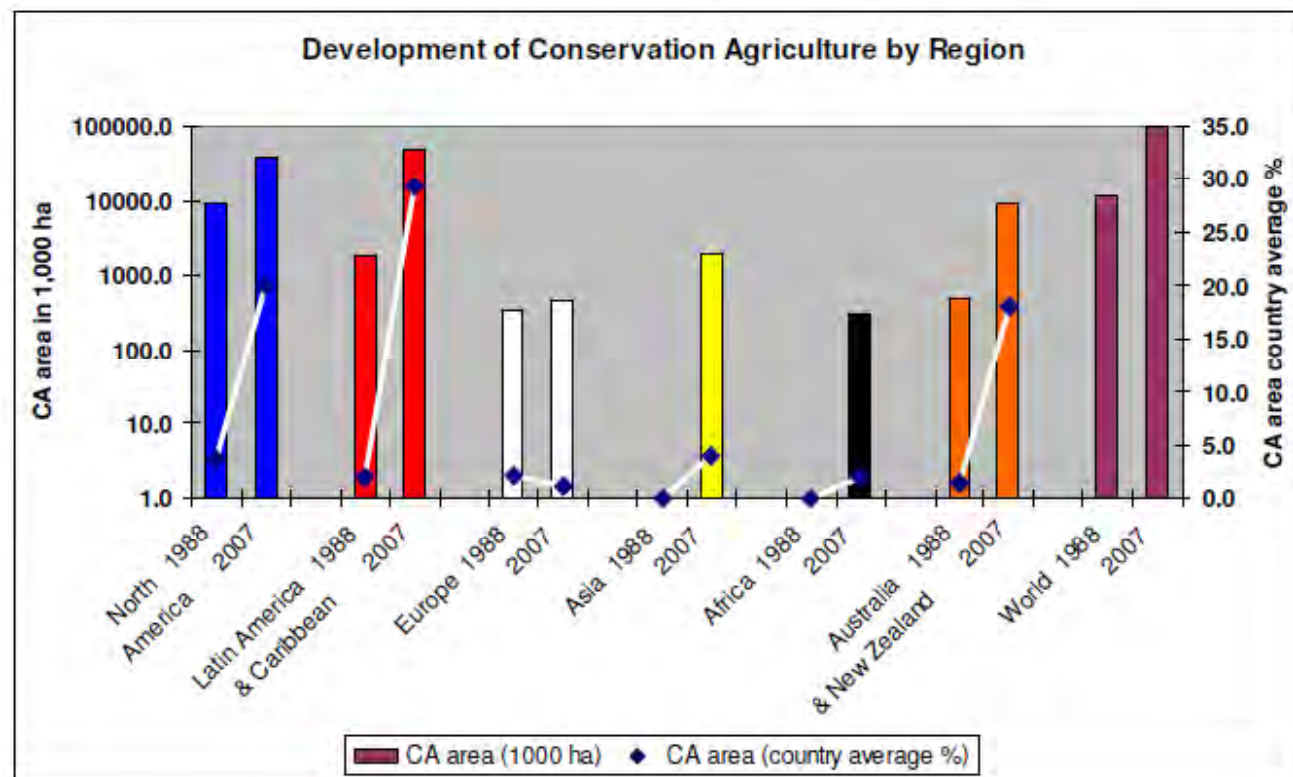
Route of Livestock Emissions	% contribution
Enteric fermentation	39
Manure CH <sub>4</sub>	4
Manure N <sub>2</sub> O	3
Indirect eg Energy for feed	53



## Changing world agricultural practice

### **Areas of Focus:**

- Whole systems approaches to land management practices;
- Maintenance of natural resources;
- Management of competition for farm land;
- Maintenance of ecosystems services;
- Management of agricultural waste;
- Reduction in crop losses (field and post-harvest); and
- Socio-economic understanding of farmer practices and the supply chain.





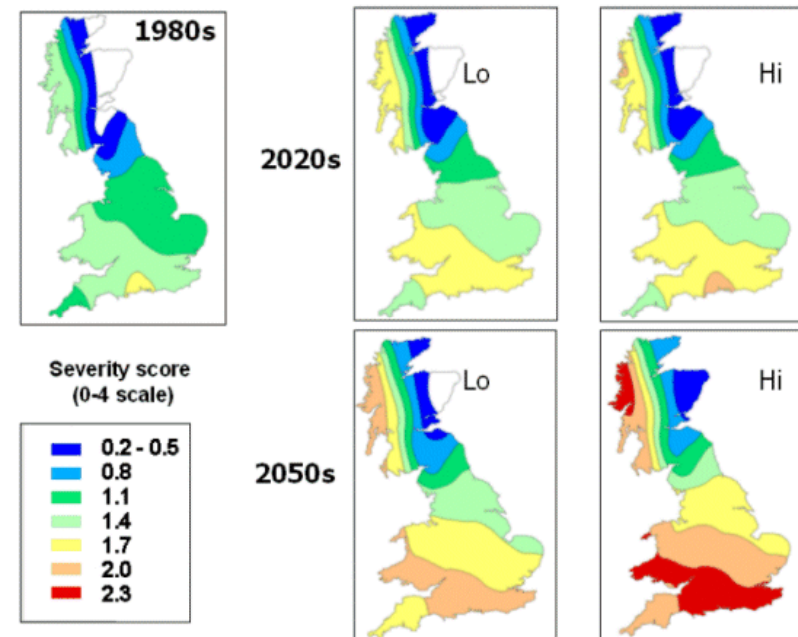
# Sustainable food production and supply – Crop Production

## ***Areas of Focus:***

- Optimised efficiency of resource use;
- Enhanced nutritional composition;
- Better protection against losses to pests, disease and weeds;
- Enhancing tolerance to abiotic stresses;
- Effective use of advanced crop breeding programmes;
- Monitoring and surveillance of crop diseases and insect pests;
- Exploring nitrogen fixation by non-legume crops; and
- Improved efficiency of photosynthesis.

## Production threatened by climate change

For example, range and severity of phoma stem canker increased by global warming



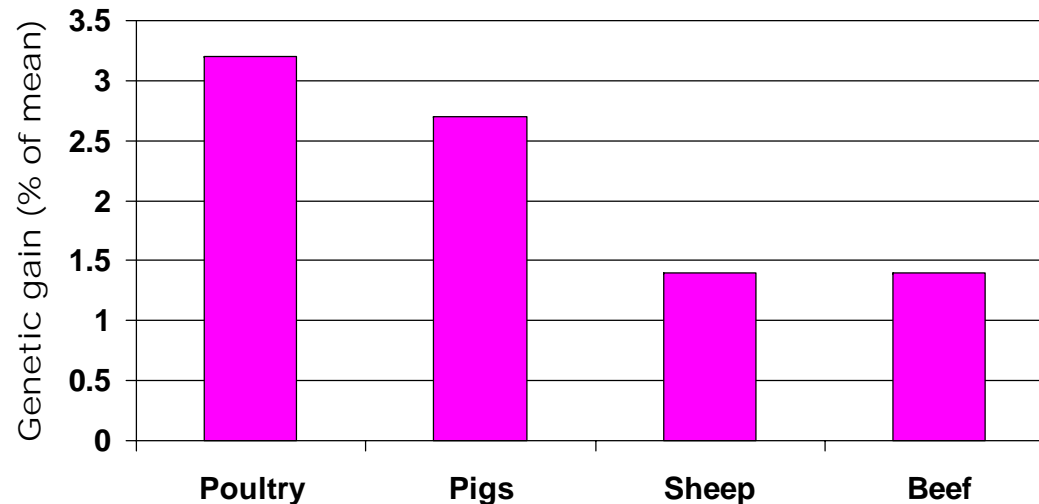


# Sustainable food production and supply - Livestock Production

## ***Areas of Focus:***

- Animal breeding for improved yield, quality, and welfare;
- Genetic diversity and use of rare breeds;
- Vaccine development for endemic and exotic diseases;
- Improved diets and associated management systems;
- Reduced impact of GHG emissions; and
- Improved monitoring and surveillance of animal diseases.

## Rates of genetic change expected in farm livestock

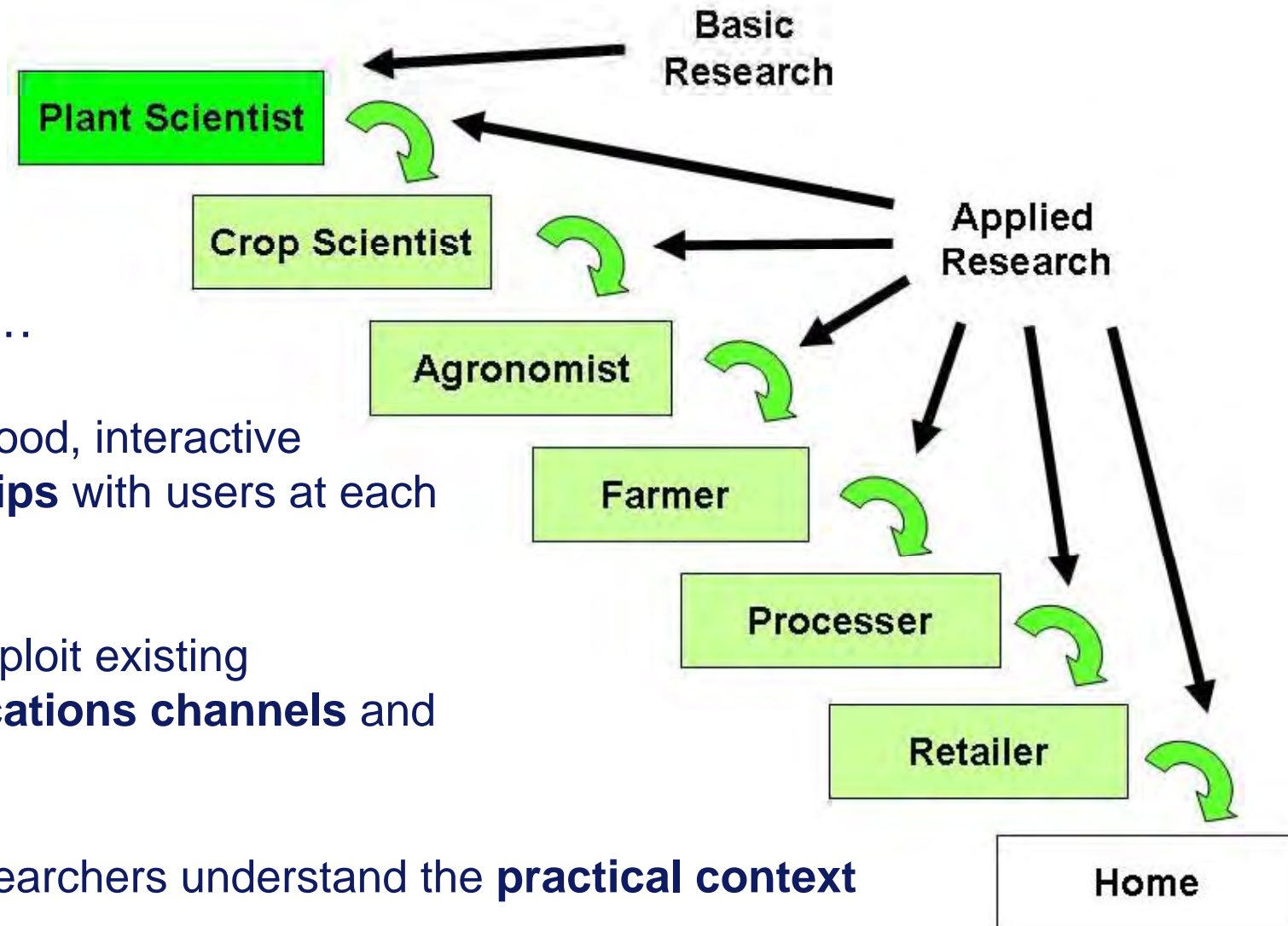


*Expected response to selection for growth rate*





# Innovation Chain



We need to...

- establish good, interactive **relationships** with users at each stage
- use and exploit existing **communications channels** and networks
- ensure researchers understand the **practical context** for farmers



Government  
Office for  
**Science**

# A co-ordinated UK food research and innovation strategy

The graphic features the Government Office for Science logo at the top left. Below it are three images: hands holding a seedling, a globe with wheat stalks, and two cows in a field. The central text reads "UK CROSS-GOVERNMENT FOOD RESEARCH AND INNOVATION STRATEGY". Below this are three more images: fish, a plate of fresh produce, and a supermarket aisle. At the bottom is a row of logos for various UK government departments and research councils, including defra, DFID BIS, The Scottish Government, BBSRC, MRC, DH, Food Standards Agency, Technology Strategy Board, Research Councils, and Natural Environment Research Council.

Government Office for Science

UK CROSS-GOVERNMENT  
FOOD RESEARCH AND  
INNOVATION  
STRATEGY

defra  
DFID BIS  
The Scottish Government  
BBSRC  
MRC  
DH  
FOOD STANDARDS AGENCY  
Technology Strategy Board  
RESEARCH COUNCILS  
E-S-R-C ECONOMIC & SOCIAL RESEARCH COUNCIL  
NATURAL ENVIRONMENT RESEARCH COUNCIL

## Highlights:

- New multi-partner food security research programme
- New Sustainable Agriculture and Food Innovation Platform
- A new Advanced Training Partnership scheme
- Foresight Project on Global Food and Farming Futures - looking out to 2050 and will take a global view of the food system. Due to be launched in October 2010

